

Risen Christ Mission Impact Study

Laura Essenburg '04, MA – Principal Researcher

Introduction

Risen Christ Catholic School was formed in 1993 as the consolidation of five urban parish schools: Holy Name, Holy Rosary, Incarnation, St. Albert the Great and St. Stephen's to preserve and strengthen Catholic education for new generations of children in the heart of south Minneapolis.

Throughout our rich history, stakeholders have frequently asked about Risen Christ alumni, wondering if they make it to college or graduate from trade schools or other post-secondary programs. We have always had an abundance of anecdotal evidence, but as a K-8 school we did not possess the statistically significant data necessary to prove our long-term outcomes until now.

Thanks to a generous grant from the Catholic Community Foundation, we embarked on a comprehensive Mission Impact Study from July to November 2024 in partnership with Laura Essenburg, a 2004 Risen Christ graduate. Thanks to Laura's academic credentials and professional expertise, we were able to track down our alumni and finally collect the data needed to prove the long-term impact of a Risen Christ education.

I would like to highlight the partner organizations that were instrumental in our work tracking down alumni: Banyan Community, Cristo Rey Jesuit High School, DeLaSalle High School and Wallin Education Partners. I am also grateful for our Alumni Ambassadors who played important roles in collecting data from their classmates: Adriana Cano Landa '19, Leslie Ponce Sanchez '16 and Ashley Vasquez '18. Finally, the dedication of Liz Allie and Ann Henrich on our Advancement staff helped to ensure this project would be successful from the very start.

As a 1995 graduate of Risen Christ myself, I can speak to how this school has personally impacted my life, so it brings me tremendous joy to share this report showcasing the life-changing outcomes made possible by our generous supporters.

I hope you find this report helpful for understanding how your investment can place our students on a pathway toward lifelong success, and how it all starts here at Risen Christ.

– James DeLong '95
Director of Advancement

Purpose

Risen Christ Catholic School was interested in understanding the long-term impact of its mission by establishing a high school graduation rate and college enrollment/graduation rates for alumni. Risen Christ secured grant funding through the Catholic Community Foundation to help answer three primary questions:

1. What is the **High School Graduation Rate** for Risen Christ alumni and how does that compare to the State of Minnesota and Minneapolis Public Schools?
2. What is the **College Enrollment Rate** for Risen Christ alumni and how does that compare to the State of Minnesota and Minneapolis Public Schools?
3. What is the **College Graduation Rate** for Risen Christ alumni and what is the profile of the Risen Christ College graduate?

Data collection was administered from July 2024 through November 2024 with Risen Christ alumni to collect high school and college enrollment/graduation information. Statistical analysis was conducted using data from the Minnesota Department of Education (MDE) to understand how Risen Christ alumni compare to the State of Minnesota and Minneapolis Public Schools regarding high school graduates.

Methods

Analysis is focused on students who graduated from Risen Christ from 2015-2019 due to high school graduation data available from Minnesota Department of Education¹.

Table 1 shows the Risen Christ graduation years and the corresponding high school graduation and college graduation years. Additionally, it outlines which cohorts help answer each research question.

A four-year high school graduation rate was used because all Risen Christ graduates in the study graduated from high school in four years.

¹ MDE Report Card: <https://rc.education.mn.gov/#mySchool/p--3>

Table 1: Analysis Cohort

Analysis Cohort					
Risen Christ Grad Year	2015	2016	2017	2018	2019
4-Year High School Grad Year	2019	2020	2021	2022	2023
College Grad Year	2023	2024	2025	2026	2027
Cohorts for Each Research Question					
High School Graduation Rate					
College Enrollment Rate					
College Graduation					

A sample calculator was used to derive the sample number. There is a population of 194 Risen Christ alumni from 2015 to 2019. A sample was calculated at a 95% confidence interval which yielded 130 students. This is 67% of the population.

A variety of data collection methodologies were utilized to engage a previously unengaged population. Surveys were administered through email, text, and direct mail to alumni with known contact information. Risen Christ’s Facebook account was utilized to post a link to the survey as well. Alumni Ambassadors leveraged their personal networks and searched social media platforms to gather Risen Christ alumni information for graduates. Partnerships with Cristo Rey Jesuit High School, DeLaSalle High School, Banyan Community and Walling Education Partners were developed to collect graduate information. All data collected was verified through cross checks against class rosters.

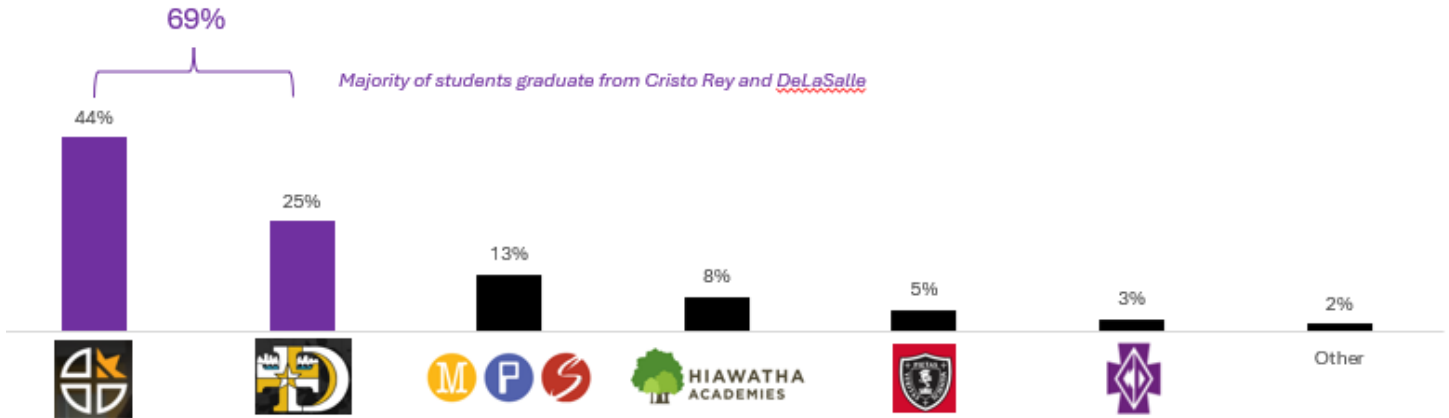
For analysis, graduation and enrollment rates were averaged across cohorts. For statistical analysis, a Fisher’s Exact Test at 95% confidence was used for high school graduation comparisons given the distribution of the Risen Christ graduation rate. For college enrollment, a two tailed Z-Test at 95% confidence was used. Statistical comparisons were conducted between Risen Christ alumni and the State of Minnesota and Minneapolis Public Schools. Additionally, statistical comparisons were drawn by race (White and Hispanic), Free Reduced Lunch, and English Language Learner (ELL).

High school graduation and college enrollment information were prioritized during data collection as college graduation information was limited due to a large portion of our sample not graduating until 2025. Because a quantitative read for college graduation could not be supported, a qualitative approach was taken instead.

Findings: High School Graduation

Sampled Risen Christ alumni have a high school graduation rate of 100% (n=130), in large part because they are accepted and graduate from college prep high schools (Graph 1). While at Risen Christ, **91%** qualified for **Free/Reduced Lunch** services and **82%** received **English Language Learner (ELL)** services. Majority are Hispanic (86%), followed by 9% Black, 2% Asian, 2% Native American, and 1% Multiracial.

Graph 1: Risen Christ High School Graduates by School



Sampled Risen Christ alumni graduate from high school at a greater rate than students in the State of Minnesota and Minneapolis Public Schools (**Table 2**). Additionally, they graduate from high school at a greater rate than White and Hispanic students in the State of Minnesota and Minneapolis Public Schools as well as students who are receiving Free/Reduced Lunch or ELL services.²

Table 2: 4-Year High School Graduation Comparisons

	Risen Christ Catholic School	mi	M, P, S
Overall	100%	84%*	73%*
Race: White		89%*	89%*
Race: Hispanic		70%*	61%*
Free/Reduced Lunch		71%*	66%*
ELL		65%*	62%*

*=statistically lower than Risen Christ at the 95% Confidence Interval

² The sample population is representative of the total population, as two thirds of all Risen Christ graduates attend Catholic preparatory high schools, aligning with the proportion observed in our sample.

Findings: College Enrollment

Eighty-one percent (n=97)³ of sampled Risen Christ alumni enroll in college⁴. The majority of the sample enrolled in 4-year colleges (**Graph 2**) and attended Risen Christ for 9 years, kindergarten through 8th grade (**Table 3**).⁵

Graph 2: Where do Risen Christ Graduates Enroll for College?

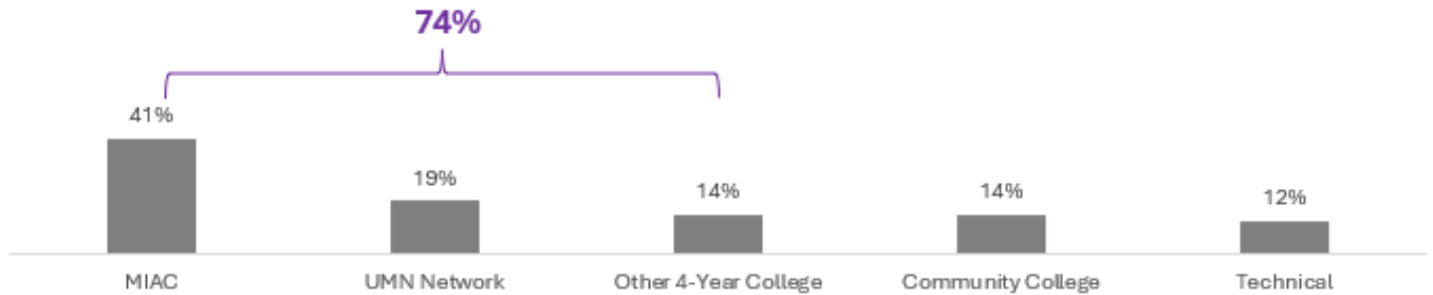


Table 3: College Enrollment by Number of Years at Risen Christ

Number of Years at RC	1	2	3	4	5	6	7	8	9
Count	3	8	8	4	7	6	11	7	43
% Enrolled in College	100%	57%	87%	100%	71%	100%	55%	86%	86%

Sampled Risen Christ alumni enroll in college at a greater rate than students in the State of Minnesota and Minneapolis Public Schools (**Table 4**). Additionally, they enroll in college at a greater rate than Hispanic students in the State of Minnesota and Minneapolis Public Schools as well as students who are receiving Free/Reduced Lunch or ELL services.




Sampled Risen Christ alumni enroll in college at a greater rate than White students in the State of Minnesota but enroll at a similar rate as White students in Minneapolis Public Schools.

³ MDE data regarding college enrollment was only available for high school graduation classes 2019-2022.

⁴ Definition of College Enrollment from MDE: The total number of students earning a regular high school (HS) diploma and who enrolled in any Institution of Higher Education (IHE) within 16 months of graduation

⁵ Risen Christ Alumni are defined as any student who graduated from Risen Christ in 8th grade.

Table 4: College Enrollment Comparisons

			
Overall	81%	70%*	65%*
Race: White		73%*	79%
Race: Hispanic		56%*	53%*
Free/Reduced Lunch		56%*	59%*
ELL		54%*	55%*

*=statistically lower than Risen Christ at the 95% Confidence Interval

Findings: College Graduation

As stated earlier, the sample was not able to support a quantitative read on college graduation. Of the sampled Risen Christ alumni from whom we collected college graduation data (n=13), the majority graduated from 4-year colleges in Minnesota (**Graph 3**).

Graph 3: College Graduate Information



Conclusion

Our findings show that Risen Christ alumni are significantly more likely to graduate from high school within four years and pursue college compared to their peers statewide. This impact is especially notable among Hispanic students and those receiving Free/Reduced Lunch or ELL services, highlighting the school’s role in fostering academic success for these populations.

Understanding the phase from college enrollment to college graduation serves as the next natural step to build upon this study.